

## Evita 2 dura Option MonitoringPlus

Monitoring –  
more support in  
ventilation decisions



The Option Package MonitoringPlus includes continuous documentation of values, alarms and ventilation settings.

Special measurement maneuvers complete the package and are displayed on the integrated screen.

- **P<sub>0,1</sub>**  
Measurement value for better indication of spontaneous ability during weaning.
- **Intrinsic PEEP**  
Measurement maneuver for inherent PEEP caused by obstructive lung disease or caused by extreme ventilation settings.
- **8 Trends**  
Up to 24 hours memory with measurement cursor function for graphic values.
- **Logbook**  
Memory capacity for up to 1000 events and setting adjustments.
- **Loops**  
Graphic representation of Pressure/Volume and Volume/Flow characteristics.

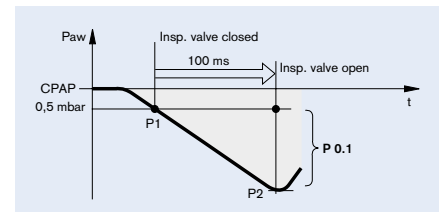
### Measurement – maneuvers not just for the specialists

Adequate ventilation support leads to faster weaning.

The user is able to measure the spontaneous breathing drive of the patient with the automatic occlusion pressure P<sub>0,1</sub> measurement.

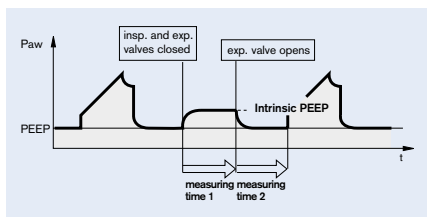
A displayed value of minus 3-4 mbar (cmH<sub>2</sub>O) P<sub>0,1</sub> pressure is often an approximate guide to adequate spontaneous breathing drive.

If the measured P<sub>0,1</sub> is significantly high it might be an indicator for too much spontaneous breathing force. Patient exhaustion needs to be considered.



Recognition and avoidance of air trapping is enabled through the intrinsic PEEP measurement.

Insufficient time settings as well as poor lung mechanics can increase the Positive End Expiratory Pressure in the lungs. The influence on hemodynamics should also be considered.




Where complete expiration is hindered the remaining trapped volume and pressure in the lung is measured.

### The Trend Saver – a complete overview of the whole day

For a clearer understanding of the last 24 hours, 8 measurements may be selected from the trend saver and graphically presented.

If you subsequently want to review specific trend values the measurement cursor provides a full analysis. In addition, a zoom function (time) may be set to analyze baseline data variants that can occur with unstable ventilation situations. The appropriate Logbook entry offers helpful additional information.

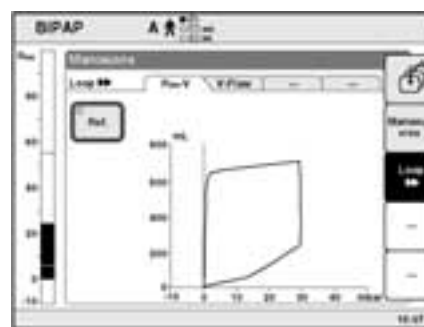


### Logbook – automatic record

Changes in ventilation settings concerning date, time and activated alarms are automatically documented in the Logbook. With the help of Logbook entries, ventilation progress over a longer period of time may be traced.

### Loops – an overview of the airway

A good assessment of lung mechanics is essential in terms of further ventilation therapy. Representation of Loops demonstrates the usefulness of the high resolution integrated graphic displays.



Developments and changes in resistance and compliance are represented in graphic form as pressure/volume and volume/flow loops. Chronic obstructive or restrictive lung diseases could be detected earlier. More information is provided for optimizing ventilation therapy.

## Technical Data

### Measurement maneuvers (available in all ventilation modes)

#### Occlusions pressure P<sub>0.1</sub>

Measurement time 100 ms

#### Intrinsic PEEP

PEEP measurement time

Adults max. 3 s  
Pediatrics max. 1.5 s

V<sub>trap</sub> measurement times

Adults max. 7 s  
Pediatrics max. 3.5 s

#### Trends (Trend Saver)

8 Parameters / configurable up to 24 h

#### Logbook

up to 1000 Events

#### Loops (with automatic scaling)

Pressure/Volume  
Volume/Flow

## Order List

Evita 2 dura Option MonitoringPlus (retrofit kit)  
Order no. 84 14 240

Manufacturer:  
Dräger Medical AG & Co. KGaA  
23542 Lübeck, Germany

The quality management system at Dräger Medical AG & Co. KGaA is certified according to ISO 13485, ISO 9001 and Annex II of Directive 93/42/EEC (Medical devices).

Europe, Middle East, Africa, Latin America, Asia, Pacific:

**Dräger Medical AG & Co. KGaA**  
Moislinger Allee 53-55  
23542 Lübeck  
GERMANY  
Tel: +49-1805-3 72 34 37  
+49-451-882-808  
Fax: +49-451-882-37 79  
E-mail: Business.Support@draeger.com

### Reference

"A new method for P<sub>0.1</sub> measurement using standard respiratory equipment"  
R. Kuhlen, S. Hausmann, D. Pappert, K. Salma, R. Rossian, K. Falke,  
Intensive Care Med (1995)  
21:554 - 560, Springerverlag 1995

"Messung des intrinsischen PEEP unter Beatmung"  
M. Sydow, Th. Deneke, J. Zinserling, S. Zielmann, Th.A. Crozoer, H. Burchardi  
Anaesthesist (1994)  
43: 115-120, Springerverlag 1994

USA:

**Draeger Medical, Inc.**  
3135 Quarry Road  
Telford, PA 18969  
USA  
Tel: +1-215-721-5400  
Toll-free: +1-800-437-2437  
Fax: +1-215-723-5935  
E-mail: info@draegermed.com

Canada:

**Draeger Medical Canada Inc.**  
120 East Beaver Creek Road  
Suite 104  
Richmond Hill Ontario L4B 4V1  
CANADA  
Tel: +1-905-763-3702  
Toll-free: +1-866-343-2273  
Fax: +1-905-763-1890  
E-mail: Canada.Support@draeger.com